



Eastern Sugar & Industries Limited

Corporate Office : Chandra Kunj, 3, Pretoria Street, 4th Floor, Kolkata - 700 071

Phones: 2282 1169(4 Lines), 2282 1183(2 Lines), Fax: (033) 2282 1187/1188

E-mail: esil@nopany.in / info@easternsugar.in, Website: www.easternsugar.in

CIN: L15421BR1964PLC006630

14th February, 2016

To,
The Bombay Stock Exchange,
Corporate Relationship Department,
Phiroze Jeejeebhoy Towers,
Dalal Street,
Mumbai – 400 001.

The National Stock Exchange of India Limited,
Exchange Plaza,
Bandra Kurla Complex,
Bandra (East),
Mumbai – 400 051.

Dear Sir/Madam,

Sub: Regulation 33(1) of the SEBI Listing Regulations 2015 (LODR)

Pursuant to Regulation 33(1) of the SEBI Listing Regulations 2015 (LODR), we are enclosing herewith **Unaudited Financial Results** for the Quarter and Six Months ended 31st December, 2015 together with **Limited Review Report** from the Auditors of the company.

Please acknowledge the same.

Thanking you,

Yours faithfully,
For Eastern Sugar & Industries Ltd.

Executive Director

Encl.: As above

Vivek Jaiswal & Co.

Chartered Accountants

Commerce House
Suite # 1A, Floor 8
2A, Ganesh Chandra Avenue
Kolkata – 700013

Tele : (033) 40054577
Telefax : (033) 22132992
E-mail : cal@vjco.com
Web : www.vjco.com

Review Report to:

M/s Eastern Sugar & Industries Ltd.
Hanuman Sugar Mills,
P.O.Motihari
Dist. East Champaran
Bihar – 845401

We have reviewed the accompanying statement of unaudited financial results of **M/s Eastern Sugar & Industries Ltd.** for the quarter and six month ended **31st December, 2015** except for the disclosure regarding 'Public Shareholding' and 'Promoter and Promoter Group Shareholding' which have been traced from disclosure made by the management and have not been audited by us. This statement is the responsibility of the Company's Management and has been approved by the Board of Directors/Committee of Board of Directors. Our responsibility is to issue a report on the financial statements based on our review.

We conducted our review in accordance with the Standard on Review Engagement (SRE) 2400, engagements to review financial statements issued by the Institute of Chartered Accountants of India. This standard requires that we plan and perform the review to obtain moderate assurance as to whether the financial statements are free of material misstatement. A review is limited primarily to inquiries of company personnel and analytical procedures applied to financial data and thus provide less assurance than an audit. We have not performed an audit and accordingly, we do not express an audit opinion.

Based on our review conducted as above, nothing has come to our attention that causes us to believe that the accompanying statement of unaudited financial results prepared in accordance with applicable accounting standards and other recognized accounting practices and policies has not disclosed the information required to be disclosed in terms of Clause 41 of the Listing Agreement including the manner in which it is to be disclosed, or that it contains any material misstatement.

For **VIVEK JAISWAL & CO.**

Chartered Accountants

Firm Registration No.323094E



(Vivek Jaiswal)

Partner

Membership No. 057710



Place: Kolkata

Date: 14-02-16

Branch: Akbarpur Tanda Road, Patel Nagar, Akbarpur – 224 122, Dist. Ambedkarnagar (U.P.).

Telefx: (05271) 244776, E-mail: abp@ajco.com

Eastern Sugar & Industries Limited

Corporate Office : Chandra Kunj, 3, Pretoria Street, 4th Floor, Kolkata - 700 071

Phones: 2282 1169(4 Lines), 2282 1183(2 Lines), Fax: (033) 2282 1187/1188

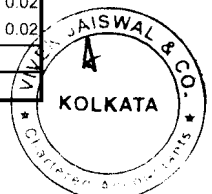
E-mail: esil@nopany.in / info@easternsugar.in, Website: www.easternsugar.in

CIN: L15421BR1964PLC006630

ESIL Unaudited Financial Results for the Quarter and Six Month ended 31st December, 2015							
PART I							
Rs. (in Lakhs)							
		3 Months ended			6 Months ended		Year Ended
		31.12.2015	30.09.2015	31.12.2014	31.12.2015	31.12.2014	30.06.2015
	(Refer Notes below)	(Unaudited)	(Audited)	(Audited)	(Unaudited)	(Audited)	(Audited)
1	Income from Operations						
	a) Net Sales/Income from Operations	-	-	-	-	-	-
	b) Other Operating Income	-	-	-	-	-	-
	Total Income from Operations (Net)	-	-	-	-	-	-
2	Expenses						
	a) Cost of Materials Consumed	-	-	-	-	-	-
	b) Purchases of stock-in-trade	-	-	-	-	-	-
	c) Changes in Inventories of finished goods, work-in-progress and stock-in-trade	-	-	-	-	-	-
	d) Employee benefits expenses	3.04	3.51	1.74	6.55	5.29	8.32
	e) Depreciation and amortisation expenses	-	-	61.11	-	122.22	246.90
	f) Other expenses	0.59	1.41	0.88	2.00	2.00	5.85
	Total Expenses	3.63	4.92	63.74	8.55	129.52	261.07
3	Profit from Operations before Other Income, Finance Costs, Exceptional Items (1-2)	(3.63)	(4.92)	(63.74)	(8.55)	(129.52)	(261.07)
4	Other Income	-	-	132.76	-	132.76	265.52
5	Profit from ordinary activities before finance costs and exceptional items (3+4)	(3.63)	(4.92)	69.02	(8.55)	3.24	4.45
6	Finance Costs	-	-	-	-	-	-
7	Profit from ordinary activities after finance costs but before exceptional items (5-6)	(3.63)	(4.92)	69.02	(8.55)	3.24	4.45
8	Exceptional Item	-	-	-	-	-	-
9	Profit from ordinary activities before tax (7+8)	(3.63)	(4.92)	69.02	(8.55)	3.24	4.45
10	Tax expense	-	-	-	-	-	-
11	Profit from ordinary activities after tax (9-10)	(3.63)	(4.92)	69.02	(8.55)	3.24	4.45
12	Extraordinary items (net of expense Rs. Nil)	-	-	-	-	-	-
13	Net Profit for the period (11+12)	(3.63)	(4.92)	69.02	(8.55)	3.24	4.45
14	Share of Profit/(Loss) of Associates*	-	-	-	-	-	-
15	Minority Interest*	-	-	-	-	-	-
16	Net Profit after taxes, minority interest and share of profit of associates (13-14-15)	(3.63)	(4.92)	69.02	(8.55)	3.24	4.45
17	Paid-up equity share capital (Equity Shares of Rs. 10/- each)	2,915.01	2,915.01	2,915.01	2,915.01	2,915.01	2,915.01
18	Reserves excluding Revaluation Reserves as per Balance Sheet of previous accounting year	-	-	-	-	-	2,204.19
19.i	Earnings per share (before extraordinary items) (of Rs. 10/- each) (not annualised):						
	(a) Basic	(0.01)	(0.02)	0.24	(0.03)	0.01	0.02
	(b) Diluted	(0.01)	(0.02)	0.24	(0.03)	0.01	0.02
19.ii	Earnings per share (after extraordinary items) (of Rs. 10/- each) (not annualised):						
	(a) Basic	(0.01)	(0.02)	0.24	(0.03)	0.01	0.02
	(b) Diluted	(0.01)	(0.02)	0.24	(0.03)	0.01	0.02


See accompanying note to the financial results


* Not Applicable



Eastern Sugar & Industries Limited

Corporate Office : Chandra Kunj, 3, Pretoria Street, 4th Floor, Kolkata - 700 071
 Phones: 2282 1169(4 Lines), 2282 1183(2 Lines), Fax: (033) 2282 1187/1188
 E-mail: esil@nopany.in / info@easternsugar.in, Website: www.easternsugar.in
 CIN: L15421BR1964PLC006630

PART II							
Select Information for the Quarter and Six Month Ended 31.12.2015							
		3 Months ended			6 Months ended		Year Ended
		31.12.2015	30.09.2015	31.12.2014	31.12.2015	31.12.2014	30.06.2015
A	PARTICULARS OF SHAREHOLDING						
1	Public Shareholding:						
	- No. of Shares	27557061	27557061	27596527	27557061	27596527	27595027
	- Percentage of Shareholding	94.54%	94.54%	94.67%	94.54%	94.67%	94.67%
2	Promoters and promoter group Shareholding						
	a) Pledged/Encumbered						
	- Number of shares	115,000	115,000	115,000	115,000	115,000	115000
	- Percentage of shares (as a % of the total shareholding of promoter and promoter group)	7.22%	7.22%	7.40%	7.22%	7.40%	7.40%
	- Percentage of shares (as a % of the total share capital of the Company)	0.39%	0.39%	0.39%	0.39%	0.39%	0.39%
	b) Non-encumbered						
	- Number of shares	1,478,039	1,478,039	1,438,573	1,478,039	1,438,573	1440073
	- Percentage of shares (as a % of the total shareholding of promoter and promoter group)	92.78%	92.78%	92.60%	92.78%	92.60%	92.60%
	- Percentage of shares (as a % of the total share capital of the Company)	5.07%	5.07%	4.94%	5.07%	4.94%	4.94%
	PARTICULARS			3 months ended 31.12.2015			
B	INVESTOR COMPLAINTS						
	Pending at the beginning of the quarter			Nil			
	Received during the quarter			Nil			
	Disposed of during the quarter			Nil			
	Remaining unresolved at the end of the quarter			Nil			
Notes:							
1	The above results have been reviewed by the audit committee on 14.02.2016 and taken on record by the Board of Directors its meeting held on 14.02.2016.						
2	The Company operates in one segment only. Hence segment reporting under AS - 17 is not required.						
3	The Company's Shares are under Demat category as per SEBI Direction.						
4	Limited Review of the above results has been carried out by the Statutory Auditors of the Company.						
5	Figure have been re-grouped/re-arranged wherever necessary.						
Kolkata				FOR EASTERN SUGAR & INDUSTRIES LTD.			
14.02.2016				 EXECUTIVE DIRECTOR			



Eastern Sugar & Industries Limited

Corporate Office : Chandra Kunj, 3, Pretoria Street, 4th Floor, Kolkata - 700 071
 Phones: 2282 1169(4 Lines), 2282 1183(2 Lines), Fax: (033) 2282 1187/1188
 E-mail: esil@nopany.in / info@easternsugar.in, Website: www.easternsugar.in
 CIN: L15421BR1964PLC006630

Standalone Statement of Assets & Liabilities

Sr. No.	Particulars	Rs. (in lakhs)	
		As at current half year end	As at previous year end
		31.12.2015 (Unaudited)	30.06.2015 (Audited)
A	EQUITY AND LIABILITIES		
1	Shareholders' Funds		
	(a) Share Capital	3,390.01	3,390.01
	(b) Reserves & Surplus	2,195.64	2,204.19
	Sub-total - Shareholders' Funds	5,585.65	5,594.20
2	Non-current Liabilities		
	(a) Long term borrowings	7,553.80	7,553.80
	(b) Deferred tax liabilities	-	-
	(c) Other long term liabilities	-	-
	(d) Long term provisions	-	-
	Sub-total - Non-current Liabilities	7,553.80	7,553.80
3	Current Liabilities		
	(a) Short term borrowings	7.68	7.68
	(b) Trade payables	1,114.01	1,114.01
	(c) Other current liabilities	376.28	376.28
	(d) Short term provisions	7.77	7.77
	Sub-total - Current Liabilities	1,505.74	1,505.74
	TOTAL - EQUITY AND LIABILITIES	14,645.20	14,653.74
B	ASSETS		
1	Non-current Assets		
	(a) Fixed assets	9,775.20	9,774.36
	(b) Non-current investments	1,993.34	1,993.34
	(c) Deferred tax assets (net)	-	-
	(d) Long-term loans & advances	-	-
	(e) Other non-current assets	-	-
	Sub-total - Non-current Assets	11,768.54	11,767.70
2	Current Assets		
	(a) Current investments	-	-
	(b) Inventories	1,876.40	1,876.40
	(c) Trade receivables	386.60	386.60
	(d) Cash and cash equivalents	30.15	31.95
	(e) Short-term loans & advances	583.51	591.09
	(f) Other Current assets	-	-
	Sub-total - Current Assets	2,876.66	2,886.04
	TOTAL - ASSETS	14,645.20	14,653.74

FOR EASTERN SUGAR & INDUSTRIES LTD.

Kolkata
 14th February, 2016


 EXECUTIVE DIRECTOR

